

Welcome to the Team!



We want you to have a great smile when treatment is completed.

Follow these instructions and you will look amazing!

You will go home today with a very important tool...



ORAL HYGIENE KIT

This tool is your first line of defense against potential problems & unacceptable oral hygiene!

Your Kit Contains...

Toothbrush



Wax



Fluoride



IP Brush



Floss



Travel
Toothbrush



What to expect the next few days...

Things are going to feel **strange!**

Soreness of teeth & irritation of gums & tissues is normal!

Take **Advil** & eat **soft foods** until soreness is gone.

A **warm salt water** rinse can help irritated gums & tissues.

Hang in there!



How to use WAX

Pinch off piece of wax and roll between fingers



- Wax can be placed on any part of your braces that feels rough to your lips & cheeks!

Place wax ball directly on bracket that is irritating tissues



Watch this video to learn the proper technique!



NEW!

ComfortBrace

Dental Brace Protective Strips



No more painful irritation from braces!

[Home](#) [Easy Application](#) [Safe to Use](#) [How to Order](#) [Testimonials](#) [Contact](#)

- ✓ Relieves pain immediately!
- ✓ Safe to use and easy to apply!
- ✓ Maximum adhesion for 24hr protection!



ComfortBrace™ Dental Brace Protective Strips

Do your braces cause painful canker sores and bleeding as they rub on the inside of your mouth, which can cause irritation for weeks—even months? Developed by parents, ComfortBrace™ Dental Brace Protective Strips apply quickly and easily for immediate relief by forming a protective layer between your mouth and braces.

- ▶ No more painful irritation from braces
- ▶ Maximum protection yet barely visible
- ▶ Won't interfere with talking or drinking
- ▶ Protects delicate gum and mouth tissue
- ▶ One size fits all
- ▶ Superior grade ingredients. Latex Free
- ▶ **NEW fresh mint taste!**



Relieves pain immediately and will provide a new level of comfort for dental brace wearers!

Imagine a thin protective strip developed with superior adhesion that will allow you to sleep, eat and drink while enjoying 24 hour maximum protection against harsh metal braces. To apply ComfortBrace Strips couldn't be any easier. Simply peel the strip off its backing and apply over teeth and braces. Only trusted safe ingredients are used in ComfortBrace Strips. They do not contain bleach or peroxide so they will not stain or oxidize dental brackets and wires. Also Latex Free!

Rule of 3!

1

Brush at least 3
times per day

2

Brush at least
for 3 minutes

3

Brush at 3
different angles



How to Brush

BRUSHING WITH BRACES TAKES MORE TIME & EFFORT

Brush ALL surfaces!

Brush in circular motions!

MAKE SURE TO BRUSH TEETH, GUMS & BRACKETS

Brush at **45** degree angle!

Don't skip any areas!

FOLLOW THE RULE OF **3**

Brush after every meal!

Watch & learn!



How to Use Your IP Brush



**Use this brush on hard to reach places,
between the brackets and under the
arch wire! Rinse brush after each use!**

How to Floss

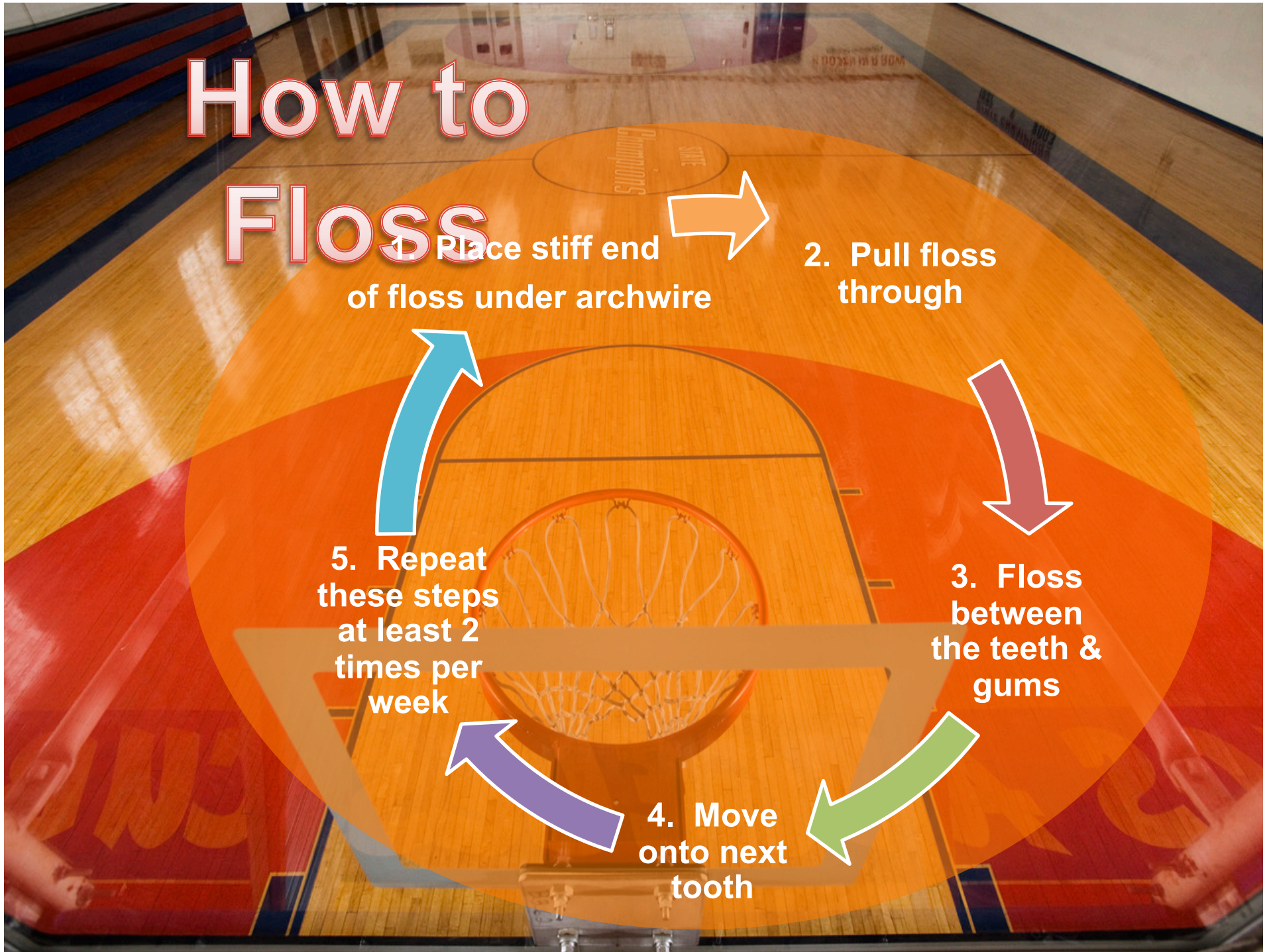
1. Place stiff end of floss under archwire

2. Pull floss through

3. Floss between the teeth & gums

4. Move onto next tooth

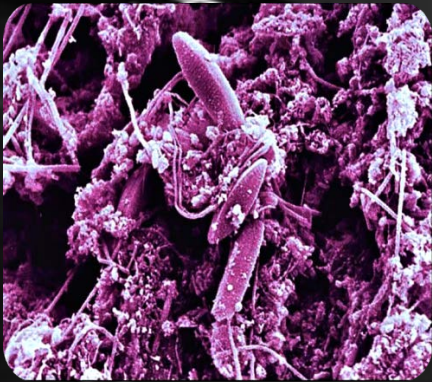
5. Repeat these steps at least 2 times per week





Decalcification

(permanent, chalky white spots on teeth)



+



=



PLAQUE

NOT
BRUSHING
PROPERLY

DECAL

Decal is completely preventable...it is up to you!

3 STRIKES & YOU'RE OUT!

Webb Orthodontics Oral Hygiene Program

1

If improvement with brushing is needed – we will show you where you are missing, send letter to parents and give brushing aides.

2

If hygiene does NOT improve – we will inform your dentist & prescribe Prevident 5000.

3

If hygiene continues to be unsatisfactory – we will discuss the possible early termination of treatment with your parents.

Do's & Don'ts of Food & Drinks!

Try to avoid foods that are:

STICKY, HARD & FULL OF SUGAR

You can damage your teeth & braces
by consuming the wrong kinds of food & drinks!

Excessive consumption of beverages high in sugar & acid
content can cause tooth decay!

Chewing **SUGARFREE** gum is good for your teeth!

Refer to www.webbortho.com for detailed list of foods &
drinks to avoid & other tips & tricks to eating with braces!



Broken Brackets



You are allowed 5 broken brackets – **BROKEN BRACKETS DELAY TREATMENT!**



Additional breakage over the allowed 5 will cost \$25 per bracket



Avoid chewing on pens, pencils, fingernails, ice & other hard substances

Please bring any broken brackets to your next appointment so we can re-bond them!

KNOW YOUR APPLIANCE!

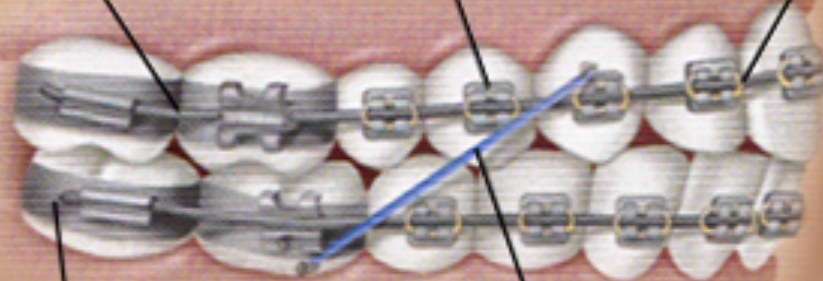
ARCHWIRES
apply force to
move the teeth.

BRACKETS
are bonded to the teeth.
They have slots that
hold the archwires.

LIGATURES
are small ties or
rings made of wire
or elastic. They
fasten the archwires
to the brackets.

BANDS
are metal rings that
wrap around the
back teeth. They
anchor the wires
that move the teeth.

ELASTICS
are rubber bands
that hook on braces
to move the teeth
and jaws.



ORTHODONTIC EMERGENCIES



The on-call emergency number is 308-220-8687 and is also on our website www.webbortho.com



There are very few TRUE orthodontic emergencies!



Most problems can be remedied at home!



If you have a problem you can't resolve, please contact our on-call technician to help you!

Don't forget to schedule regular
cleanings & checkups
with your general dentist!



CERTIFICATE OF
CLEANING

Patient Name

In recognition of the fact that your oral health is especially important to both Dr. Webb and your dentist, please take this certificate with you to your next cleaning appointment. Have this certificate signed by your dentist or hygienist and return it to Dr. Webb's office to earn a "treat" coupon!!!

Dentist/Hygienist Signature

Date



Please tell your tech if you want a...

**“Got Braces” T-shirt
Polar Bottle Water Bottle
OR
Stainless Steel Coffee Mug!**



If you are interested in a Sonicare toothbrush, please inquire at the front desk. Sonicare's are available at our office at a reduced price for our patients!

WELCOME to the Webb Team!

For additional resources
and the link to this
presentation, please visit
our website at
www.webbortho.com

Like us on
Facebook

